



pyranha

OWNERS MANUAL

ABOUT PYRANHA


After 40 years of research and development, award winning designs, world-class expeditions, supporting top class boaters and expanding to be Europe's largest specialist manufacturer of canoes and kayaks, we still design and build all our boats in Britain. We do not know where our kayaks will be paddled so they are all built to the same high standard - to be pushed to the limit by our world class team of paddlers on the world's toughest rivers in the Himalayas, Rockies and Andes.

From children to champions, we want everyone to enjoy the world's biggest water sport having as much fun out there as we do; whether that's ripping up your local play spot, exploring a remote creek or just messing about on the river.

We are still run by kayakers and so are committed to being on the leading edge of kayak design and make constant improvements to our whole production process to support this. Developing the most technologically advanced materials, using industry leading processing methods and the most detailed quality control systems means we can produce truly world class kayaks and reduce our impact on the environment.

We always have and always will be

Enthusiasts





CONTENTS

- 02** About Pyranha
- 04** Safety
- 08** Care and Maintenance
- 09** Transport and Storage
- 10** Warranty
- 12** Contact Information

SAFETY

The following **warnings** and advice are aimed as a guide and cannot, by the nature of the sport, be fully comprehensive. They are intended to help you make a more informed decision as to whether you should participate.

All forms of canoeing and kayaking can be **dangerous** and physically demanding. To enter exciting and challenging situations in relative safety, the paddler should have relevant knowledge, skill and training and build experience in controlled situations. These sports contain inherent risks including, but not limited to, property damage, the risk of personal / catastrophic injury or death. All risks may be increased by variations in terrain, weather conditions, other persons or other causes. All paddlers must constantly exercise and review their own judgment for the safety of themselves and others.

- 1** Consult your national sports governing body who should offer comprehensive training and advice on how, where and when to paddle.
- 2** You should only paddle on water appropriate for your level of training and experience and be fully aware of the grade of water and current conditions that you intend to use your kayak on.
- 3** If you are not willing to assume all risks to yourself or others and abide by a duty to care for other water users, you should paddle with a coach or adult who will assume all risks and be responsible for you and others.

- 4** The user of any product manufactured by Pyranha Mouldings Ltd is personally responsible for his/her own safety and assumes all risks and all responsibility for any injury or death, which might occur while using any Pyranha product.
- 5** Not every kayak is built for every activity so always seek professional advice about where you want to paddle so they can advise you on the correct equipment.
- 6** Kayaks are not indestructible. Technical white water, freestyle and seal launches increase the wear and stress on every part of your kayak. Shells or parts under high stress may fail, causing you to lose control.
- 7** Pyranha recommends that you conduct a thorough inspection before each paddle. If you hit a rock, fall out of your kayak or drop your kayak, inspect yourself for injury, then carefully inspect your kayak for damage.



WARNING: ALTHOUGH MANY CATALOGUES, ADVERTISEMENTS AND ARTICLES ABOUT KAYAKING DEPICT PADDLERS PADDLING HARD WHITE WATER, OR RUNNING WATERFALLS, THESE ACTIVITIES ARE EXTREMELY DANGEROUS, INCREASING THE PADDLER'S RISK OF INJURY OR DEATH, AND POTENTIALLY INCREASES THE SEVERITY OF ANY INJURY. THE ACTION DEPICTED IS BEING PERFORMED BY EXPERTS WITH MANY YEARS OF TRAINING AND EXPERIENCE. EVEN WITH THAT TRAINING AND EXPERIENCE, PADDLERS WHO ENGAGE IN SUCH ACTIVITY OFTEN GET SERIOUSLY INJURED. IT IS ALSO FORESEEABLE THAT IN SOME WHITE WATER SITUATIONS, AND EVEN DURING SOME COMPETITIONS THE PADDLER WILL EXCEED THE DESIGN CAPACITY OF THE SHELL OR COMPONENTS, WHICH MAY RESULT IN SOMETHING ON THE KAYAK BENDING OR BREAKING. A SHELL OR COMPONENT BENDING OR BREAKING MAY LEAD TO LOSS OF CONTROL, SERIOUS PERSONAL INJURY OR DEATH.

A FEW TIPS TO HELP REDUCE THE RISKS.

- 1 Take lessons from a competent instructor first.
- 2 Do not use this product if under the influence of alcohol,


drugs or medication.

- 3 Airbags should be fitted, especially for white water or open water use.
- 4 You must be able to freely and easily exit the craft at all times.
- 5 Never paddle alone. A minimum of three paddlers is recommended.
- 6 Ask about local conditions before setting out and let responsible people know of your plans.
- 7 Always wear a helmet when on white water, surf and in other higher risk situations.
- 8 Wear appropriate safety gear, such as an approved PFD (personal flotation device), approved helmet, suitable clothing and spray decks.



- 9 Take suitable emergency and first aid equipment.
- 10 Ensure that you and your equipment are fully insured against all risks.





CARE AND MAINTENANCE

Piranha kayaks are manufactured from the best materials available and use industry leading production methods and quality standards but you still need to look after your kayak as you would a mountain bike or car. Regular maintenance and care will improve the life of your kayak.

- 1 Conduct a thorough inspection of your kayak before you paddle. Check all nuts and bolts have not come loose in transit and that all outfitting is correct and secured. Consult your outfitting manual or pyranha.com for detailed instructions. Apply threadlock to all screws once correct position has been found.
- 2 Inspect your kayak regularly for damage or excessive wear, especially if you have hit rocks, dropped or swam out of your kayak. Check for bent or broken components, such as the shell, seat, grab handles, safety points, hull stiffener, thigh grips, central pillars, loose nuts and fixings and any dents, cracks, deep scratches, deformation, or discolouration. If you find damage of this kind you should consult you Piranha dealer before continuing to paddle.
- 3 We recommend you wash out your kayak, especially if you have been in salt water as this may lead to corrosion and failure of components. Lost or damaged parts can be obtained through pyranha.com or your local Piranha dealer. If you crack, dent or gouge your kayak you should

seek advice from your Piranha dealer. Damage can often be repaired but should only be done by an authorised Piranha dealer.

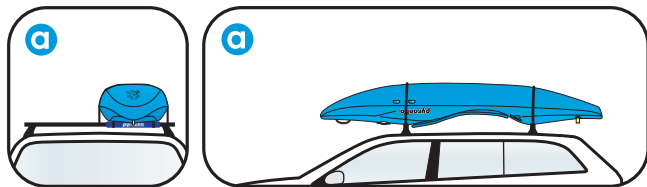
- 4 If ratchet adjustment is fitted to your kayak you should regularly lubricate with a PTFE based lubricant.
- 5 Your kayak has been engineered and tested with specific components and parts. Modifying the shell or components may make your kayak unsafe.
- 6 Any modification to your kayak or components means that your kayak no longer meets our specification and therefore voids your warranty.



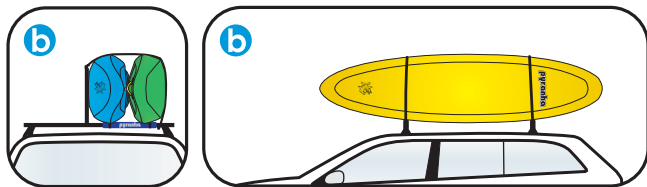
YOU WILL REDUCE THE LIFE OF YOUR KAYAK BY REPEATED ABRASION, IMPACT, MATERIAL FATIGUE AND BY LEAVING IT IN THE SUN FOR LONG PERIODS. SEAL LAUNCHING AND DRAGGING YOUR KAYAK TO AND FROM THE WATER WILL ULTIMATELY SHORTEN YOUR KAYAKS LIFE. DAMAGE THROUGH WEAR AND TEAR IS NOT COVERED UNDER WARRANTY.

TRANSPORT

Kayaks can be transported safely and easily on a standard cross bar roof rack by laying the kayak upside down and tying down to each bar and to the rear and stern of longer kayaks. **a**



Upright bars can be used to carry multiple kayaks on edge. **b**

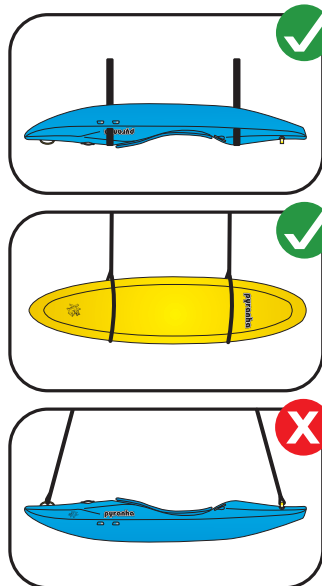


Webbing roof rack straps with self-locking buckles should be used to secure kayaks to your roof bars, make sure you do not over tighten the straps as this may lead to distortion on long journeys.

Use proper lifting techniques and the assistance of a second person to avoid injury.

STORAGE

Ideally store your kayak indoors, out of direct sunlight in a cradle or on bars evenly spaced along the hull to help prevent UV degradation and any warping of the hull.



If this is not possible store the kayak upside down or on its side.

WARRANTY

Pyranha Mouldings Ltd make a limited warranty to the retail consumer, for one year from the date of retail purchase, that this product is free of defects in material and workmanship only. The warranty is not transferable, as warranty does not apply to second hand craft.

The Online Warranty Registration Form must be completed to make the warranty effective. See back page for full details.

Pyranha does not warrant the kayak unbreakable.



COVERED UNDER WARRANTY

- 1 Repair including labour or replacement to all or any part/s of the product at the discretion and option of Pyranha.

NOT COVERED UNDER WARRANTY

- 1 Wear and tear.
- 2 Damages caused by abuse or failure to carry out normal maintenance.
- 3 Alteration or repair by non-Pyranha personnel.
- 4 Kayaks used for hire or rental.
- 5 Any other expenses.
- 6 Consequential damages.
- 7 Incidental damages including damage to property and personal injury.
- 8 Transportation charges either way.

HOW TO MAKE A WARRANTY CLAIM

Contact the dealer who sold the craft to you. You will be required to provide the dealer with the following information.

- 1 Your name: _____
- 2 Your address: _____
- 3 Your telephone number: _____
- 4 A description of the problem: _____
- 5 A description of how it happened and any witnesses: _____

- 6 Why do you feel that it is a warranty problem? _____

- 7 Boat serial number: _____
- 8 Where it was purchased: _____
- 9 Date of purchase: _____
- 10 Proof of purchase: _____
- 11 You may also be asked to supply images of any damage.



ONLINE WARRANTY REGISTRATION

You must register your kayak within 30 days of purchase to activate your manufacturers' one year warranty. Please complete the online registration form at www.pyranha.com/kayakregistration.

CONTACT DETAILS

UK AND WORLDWIDE

Pyranha Mouldings, Unit 1 Premier Point, Aston Lane South
Whitehouse Industrial Estate, Runcorn. WA7 3GG England

NORTH AMERICA

Pyranha US, Inc. 2000 Jonesborough Road, Erwin,
TN 37650. USA

PYRANHA.COM

Visit our website for the latest news, to register your kayak and
buy spare parts, merchandise and stickers.

Get 10% off your first order with coupon code: OMDIS10

Cover photo: Leeway Collective. Thanks Leeway Collective, Dan Butler, James Bruton, Bren Orton, Dave Wortley, Alicia Lycan, Dennis Newton, Matteo Williams, Dave Kohn-Hollins, David Bain, Pete Atkinson, Will Brant, Chris Brain, Rob Moffatt and Glenmore Lodge for photos.

MODEL: _____

SERIAL NUMBER: _____